

Friday Night No-Tap Winter League 2021

Chop's Bowl

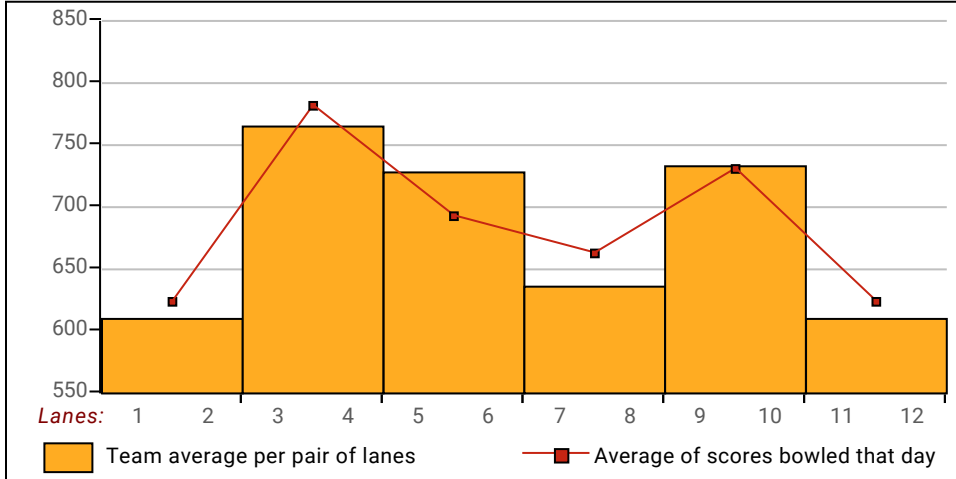
This report is for scores bowled April 9 which is Week 14 of 16

This Week's Statistics

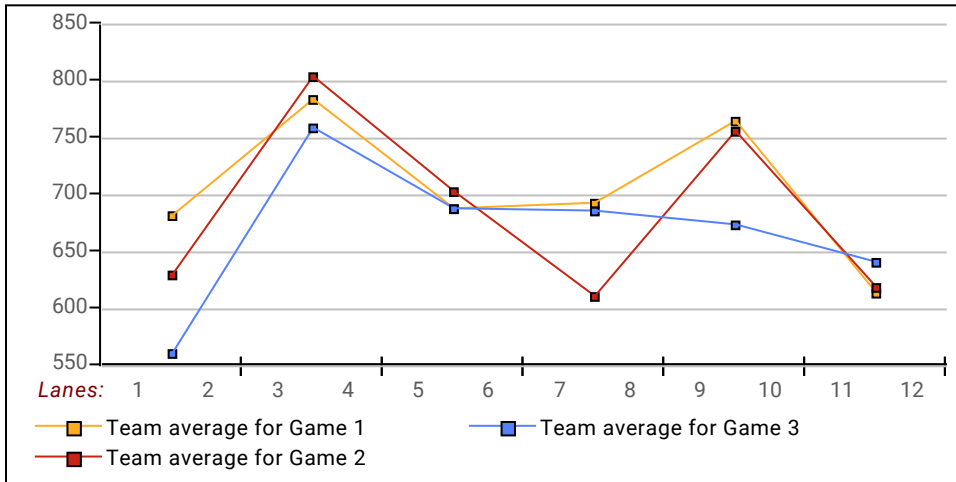
| | Over All | Men | Women |
|-----------------------------------|----------|--------|--------|
| How many people bowled | 47 | 34 | 13 |
| Number of games bowled | 141 | 102 | 39 |
| Actual average of week's scores | 170.13 | 178.97 | 147.00 |
| How many games above average | 70 | 49 | 21 |
| How many games below average | 70 | 52 | 18 |
| Pins above/below average per game | 1.55 | -0.53 | 7.00 |
| How many people raised average | 24 | 16 | 8 |
| by this amount | 1.22 | 1.19 | 1.29 |
| How many people went down | 23 | 18 | 5 |
| by this amount | -1.33 | -1.51 | -0.66 |
| League average before bowling | 169.02 | 179.93 | 140.49 |
| League average after bowling | 168.99 | 179.69 | 141.03 |
| Change in league average | -0.03 | -0.24 | 0.54 |
| 800s | -- | -- | -- |
| 775s | 1 | 1 | -- |
| 750s | 1 | 1 | -- |
| 725s | -- | -- | -- |
| 700s | -- | -- | -- |
| 675s | 2 | 1 | 1 |
| 650s | 1 | 1 | -- |
| 625s | 3 | 3 | -- |
| 600s | 1 | 1 | -- |
| 575s | 4 | 4 | -- |
| 550s | 7 | 7 | -- |
| 525s | 2 | 1 | 1 |
| 500s | 1 | 1 | -- |
| 475s | 4 | 3 | 1 |
| 450s | 2 | -- | 2 |
| 425s | 6 | 3 | 3 |
| 400s | 7 | 5 | 2 |
| below 400 | 5 | 2 | 3 |
| 300s | 1 | 1 | -- |
| 275s | 2 | 2 | -- |
| 250s | 7 | 6 | 1 |
| 225s | 11 | 9 | 2 |
| 200s | 17 | 15 | 2 |
| 175s | 23 | 20 | 3 |
| 150s | 28 | 18 | 10 |
| 125s | 25 | 17 | 8 |
| 100s | 19 | 12 | 7 |
| below 100 | 8 | 2 | 6 |

This report is for scores bowled April 9 which is Week 14 of 16

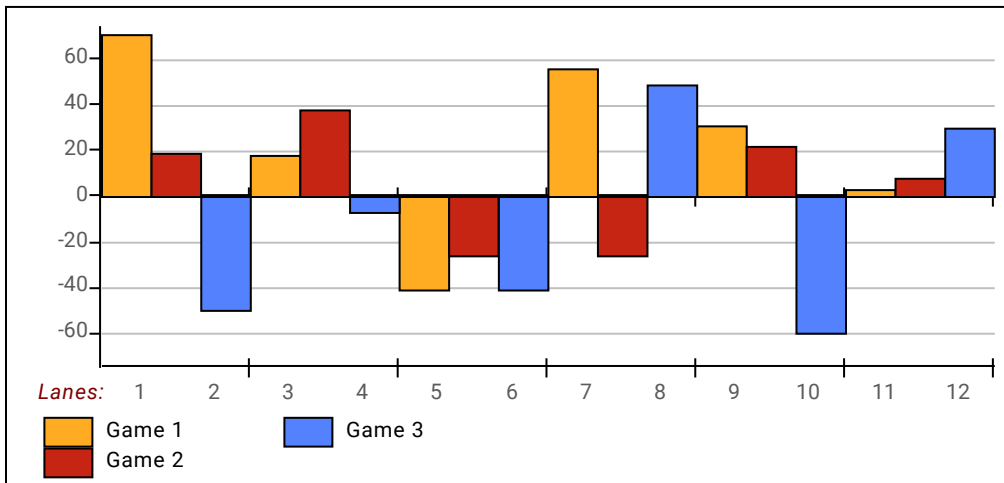
Team Average vs Avg of Scores



Average of Scores for Each Game

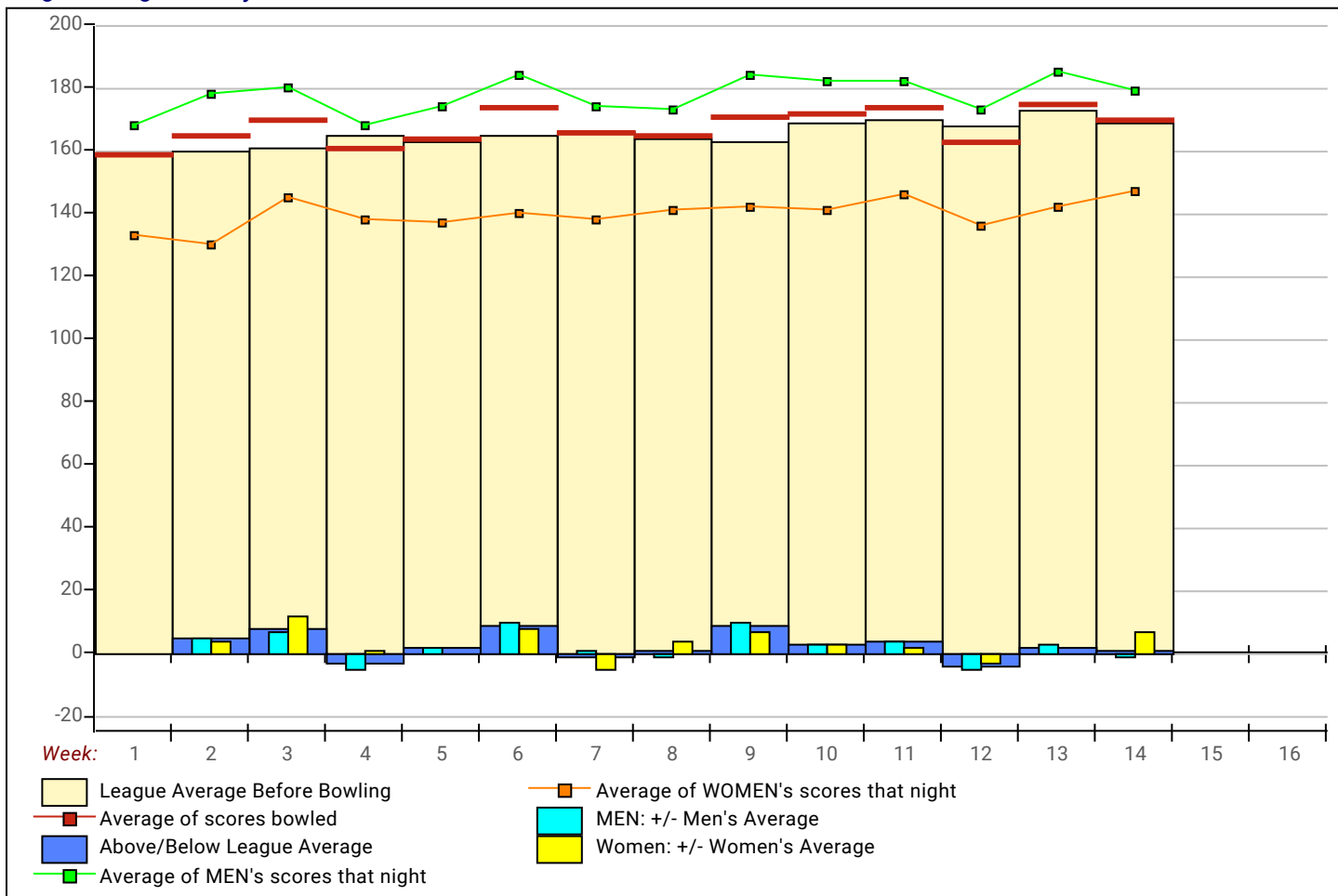


Amount Over/Under Team Average



This report is for scores bowled April 9 which is Week 14 of 16

League Average Week-by-Week



League Average Statistics for Last Week

| | League | Right Hand | Left Hand | Men (Lft+Rt) | Women (Lft+Rt) |
|-------------------------------------|--------|------------|-----------|--------------|----------------|
| League Average Before Bowling | 169.02 | 169.02 | | 179.93 | 140.49 |
| Average of scores bowled that night | 170.13 | 170.13 | | 178.97 | 147.00 |
| New League Average After Bowling | 168.99 | 168.99 | | 179.69 | 141.03 |
| Change in League Average | -.03 | -.03 | | -.24 | .54 |
| People Who Bowled Over Average | 24 | 24 | | 16 | 8 |
| People Who Bowled Under Average | 23 | 23 | | 18 | 5 |
| Average Amount of Series Over Avg | 49.33 | 49.33 | | 49.06 | 49.88 |
| Average Amount of Series Under Avg | -41.96 | -41.96 | | -46.61 | -25.20 |
| Difference Avg, NiteAvg | 1.55 | 1.55 | | -.53 | 7.00 |
| Number of Bowlers | 47 | 47 | | 34 | 13 |
| Number of Games Bowled | 141 | 141 | | 102 | 39 |
| People Who Raised Their Average | 24 | 24 | | 16 | 8 |
| Raised By an Average of This Amount | 1.22 | 1.22 | | 1.19 | 1.29 |
| People Who Lowered Their Average | 23 | 23 | | 18 | 5 |
| Lowered By an Average of This Amou | -1.33 | -1.33 | | -1.51 | -.66 |
| Number of Games Bowled Over Avera | 70 | 70 | | 49 | 21 |
| Number of Games Bowled Under Avera | 70 | 70 | | 52 | 18 |

Note: Averages are based only on people who bowled.