

# Friday Night No-Tap Winter League 2021

## Chop's Bowl

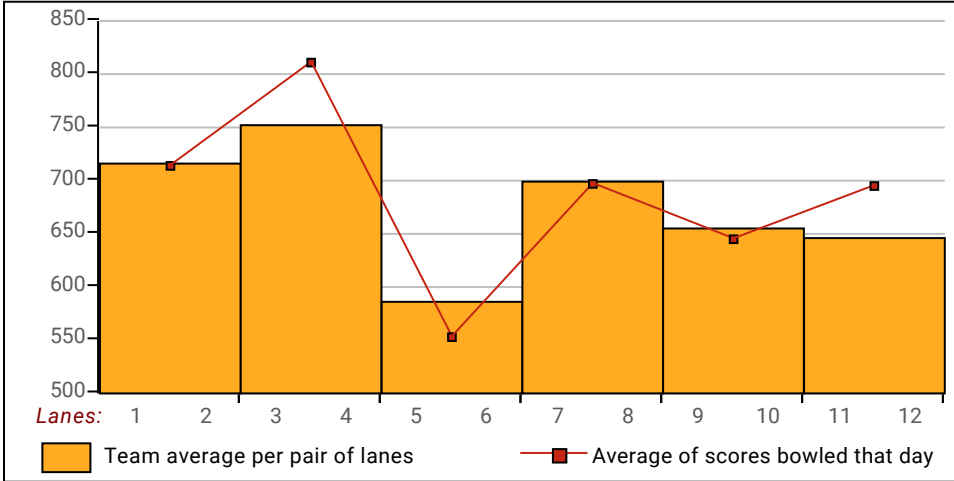
This report is for scores bowled April 23 which is Week 16 of 16

### This Week's Statistics

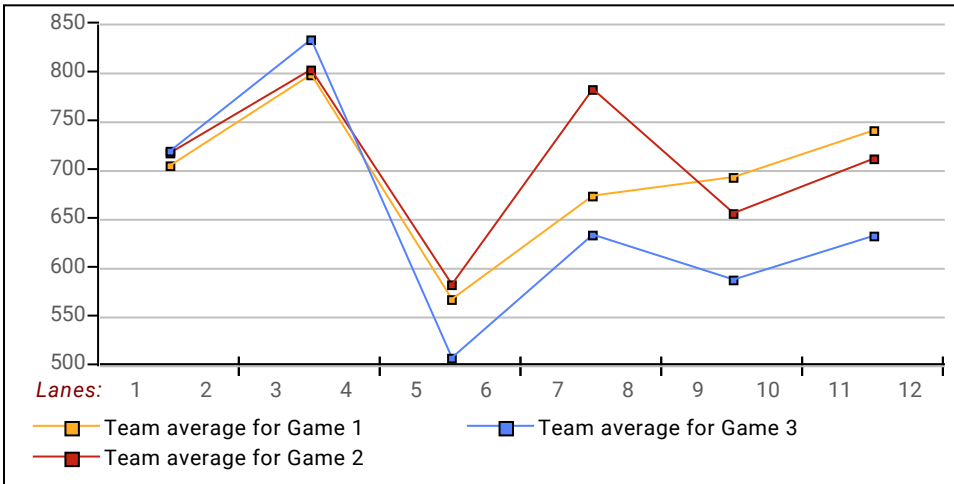
|                                   | Over All | Men    | Women  |
|-----------------------------------|----------|--------|--------|
| How many people bowled            | 47       | 34     | 13     |
| Number of games bowled            | 141      | 102    | 39     |
| Actual average of week's scores   | 172.18   | 185.14 | 138.31 |
| How many games above average      | 70       | 51     | 19     |
| How many games below average      | 70       | 51     | 19     |
| Pins above/below average per game | 2.65     | 3.73   | -0.15  |
| How many people raised average    | 25       | 20     | 5      |
| by this amount                    | 1.42     | 1.58   | 0.74   |
| How many people went down         | 22       | 14     | 8      |
| by this amount                    | -1.78    | -2.42  | -0.65  |
| League average before bowling     | 170.06   | 181.91 | 139.06 |
| League average after bowling      | 169.98   | 181.85 | 138.94 |
| Change in league average          | -0.08    | -0.06  | -0.12  |
| 800s                              | --       | --     | --     |
| 775s                              | --       | --     | --     |
| 750s                              | --       | --     | --     |
| 725s                              | --       | --     | --     |
| 700s                              | 5        | 5      | --     |
| 675s                              | --       | --     | --     |
| 650s                              | 4        | 4      | --     |
| 625s                              | 3        | 2      | 1      |
| 600s                              | --       | --     | --     |
| 575s                              | 4        | 3      | 1      |
| 550s                              | 5        | 5      | --     |
| 525s                              | 2        | 2      | --     |
| 500s                              | 2        | 2      | --     |
| 475s                              | 3        | 3      | --     |
| 450s                              | 1        | 1      | --     |
| 425s                              | 4        | 2      | 2      |
| 400s                              | 5        | 2      | 3      |
| below 400                         | 9        | 3      | 6      |
| 300s                              | --       | --     | --     |
| 275s                              | 4        | 4      | --     |
| 250s                              | 6        | 6      | --     |
| 225s                              | 12       | 10     | 2      |
| 200s                              | 20       | 19     | 1      |
| 175s                              | 22       | 18     | 4      |
| 150s                              | 22       | 18     | 4      |
| 125s                              | 27       | 16     | 11     |
| 100s                              | 22       | 9      | 13     |
| below 100                         | 6        | 2      | 4      |

This report is for scores bowled April 23 which is Week 16 of 16

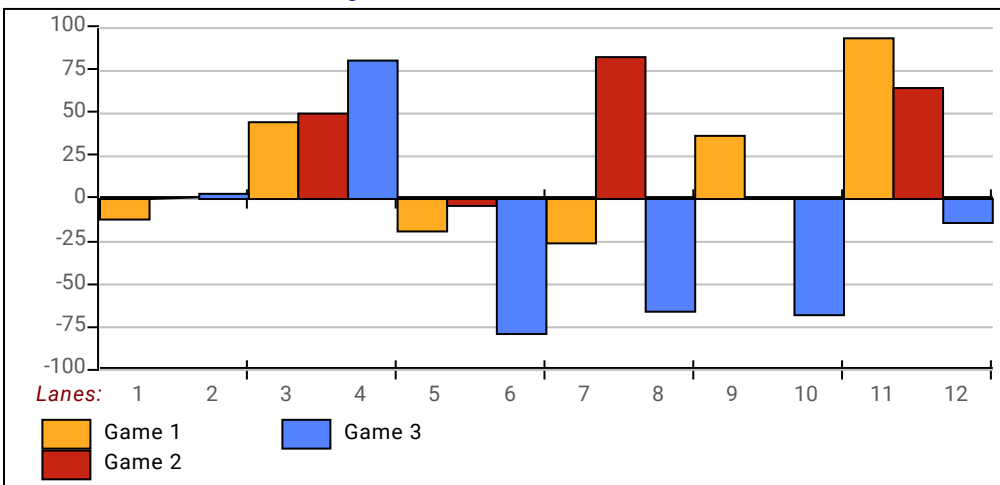
### Team Average vs Avg of Scores



### Average of Scores for Each Game

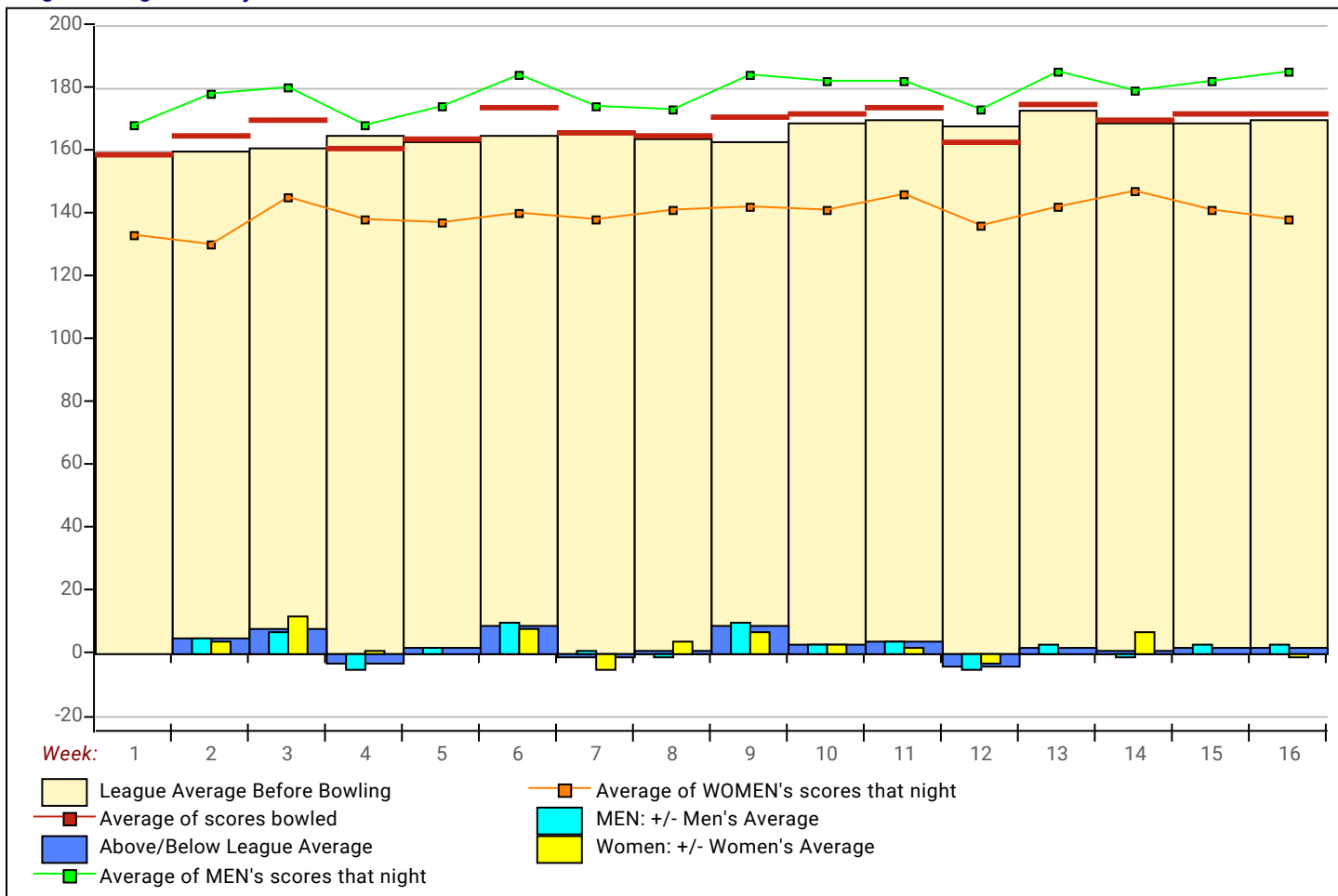


### Amount Over/Under Team Average



This report is for scores bowled April 23 which is Week 16 of 16

## League Average Week-by-Week



## League Average Statistics for Last Week

|                                     | League | Right Hand | Left Hand | Men (Lft+Rt) | Women (Lft+Rt) |
|-------------------------------------|--------|------------|-----------|--------------|----------------|
| League Average Before Bowling       | 170.06 | 170.06     |           | 181.91       | 139.06         |
| Average of scores bowled that night | 172.18 | 172.18     |           | 185.14       | 138.31         |
| New League Average After Bowling    | 169.98 | 169.98     |           | 181.85       | 138.94         |
| Change in League Average            | -.08   | -.08       |           | -.06         | -.12           |
| People Who Bowled Over Average      | 25     | 25         |           | 20           | 5              |
| People Who Bowled Under Average     | 22     | 22         |           | 14           | 8              |
| Average Amount of Series Over Avg   | 48.96  | 48.96      |           | 52.05        | 36.60          |
| Average Amount of Series Under Avg  | -38.64 | -38.64     |           | -47.21       | -23.63         |
| Difference Avg, NiteAvg             | 2.65   | 2.65       |           | 3.73         | -.15           |
| Number of Bowlers                   | 47     | 47         |           | 34           | 13             |
| Number of Games Bowled              | 141    | 141        |           | 102          | 39             |
| People Who Raised Their Average     | 25     | 25         |           | 20           | 5              |
| Raised By an Average of This Amount | 1.42   | 1.42       |           | 1.58         | .74            |
| People Who Lowered Their Average    | 22     | 22         |           | 14           | 8              |
| Lowered By an Average of This Amou  | -1.78  | -1.78      |           | -2.42        | -.65           |
| Number of Games Bowled Over Avera   | 70     | 70         |           | 51           | 19             |
| Number of Games Bowled Under Avera  | 70     | 70         |           | 51           | 19             |

Note: Averages are based only on people who bowled.